



WRITING KIT



WRITE A STORY 1-2-3

**THREE SIMPLE STEPS TO TRANSFORM
A CHILD INTO AN AUTHOR**



NOTE TO GROWN-UPS

Hello! I'm Jill Ross Nadler aka Storyologist Page Turner. As a children's author, storyteller, and PBS Kids' TV producer, I have often worked with children who were full of wonderful ideas but didn't know how to turn those ideas into actual stories.

This guide walks kids through the basic elements of a story and shows these elements in action using the story *FLY ON THE WALL INVESTIGATIONS: The Case of the Empathy Empanada*.

The more kids know this story the more this guide will make sense. It is helpful to first view the READ-ALONG Video, read the E-Book, or listen to the Audio Book. A physical book is also available on [Amazon.com](https://www.amazon.com).

Writing stories is a great way for kids to hone literacy skills, develop emotional Intelligence, and become STORYOLOGISTS! This story focuses on cooperation and teamwork.

HAVE FUN!



Follow me for more story-infused ideas that spark creativity and imagination.



And please visit [PageTurnerAdventures.com](https://www.PageTurnerAdventures.com)

NOTE TO KIDS

Hi!

I'm Storyologist Page Turner.

A storyologist is someone who travels the world, going on adventures, reading, writing, and telling stories.



It's a lot of fun
and
YOU
can become a
storyologist too!

First, I'm going to
show you how to write
your own story. 😊

Let's get started!



To begin, let me tell you about a story that I wrote,

THE FLY ON THE WALL INVESTIGATIONS: The Case of the Empathy Empanada



Arthur C. Doyle is a hardboiled Private Fly who solves tricky mysteries by figuring out what people are really feeling.

His partner, Stella Spider, invents machines that help him with his toughest cases.

When Arthur and Stella are faced with a case involving a stolen empanada, they'll have to help their client Emily "walk in someone else's shoes" to bring the culprit to justice.






Did you know that every story has three parts?

Beginning Middle End

But what should go in each part?



Well...

1. BEGINNING

At the beginning of the story we start with a main character who wants something and feels a certain way.

2. MIDDLE

Something gets in the way of the character getting what they want.

3. END

The character changes or learns something at the end of the story. They also feel differently from how they did at the beginning.



That's it!

Here's how it worked with

**FLY ON THE WALL
INVESTIGATIONS**

1. THE BEGINNING

**WHAT DOES THE MAIN CHARACTER WANT?
HOW DOES THE MAIN CHARACTER FEEL?**

FLY IN THE WALL INVESTIGATIONS has three main characters, Arthur (Arty), Stella, and Emily. Since Emily is the character who “changes” in the end, we will think of her as the main character for these questions.



What does she want?

Emily wants to find out who took her Empathy Empanada.

How does she feel?

She feels angry and suspicious.

2. THE MIDDLE

WHAT GETS IN HER WAY?

Emily is convinced that her best friend Cameron Kumquat stole her Empathy Empanada.

She thought he did it so he would win the contest instead of her. Emily was upset that her best friend would do something like that.



3. THE END

HOW DOES THE MAIN CHARACTER CHANGE ?

Emily learns about EMPATHY and realizes that she shouldn't be so quick to accuse her friend of a crime.

HOW DOES SHE FEEL NOW?

She feels very happy that she and Cameron are friends again. She also feels embarrassed that she accused him of stealing her Empanada.



Here's some extra info in case you want to write about Fly & Stella's next case.

A mystery story is a type of story where a character must find out who did something wrong, just like Arthur in Fly on the Wall Investigations: Case of the Empathy Empanada.

Many mystery stories have:

A DETECTIVE

The person (or fly) trying to SOLVE the mystery

SUSPECTS

The characters who MIGHT have done something wrong.

WITNESSES

The characters who SAW what happened.

MYSTERIES are a little different from other stories because there are usually other things that happen in the **BEGINNING**, **MIDDLE**, and **END**.

BEGINNING

The characters and problem are Introduced.

MIDDLE

Detectives gather clues and work to solve the mystery.

END

The mystery is solved.

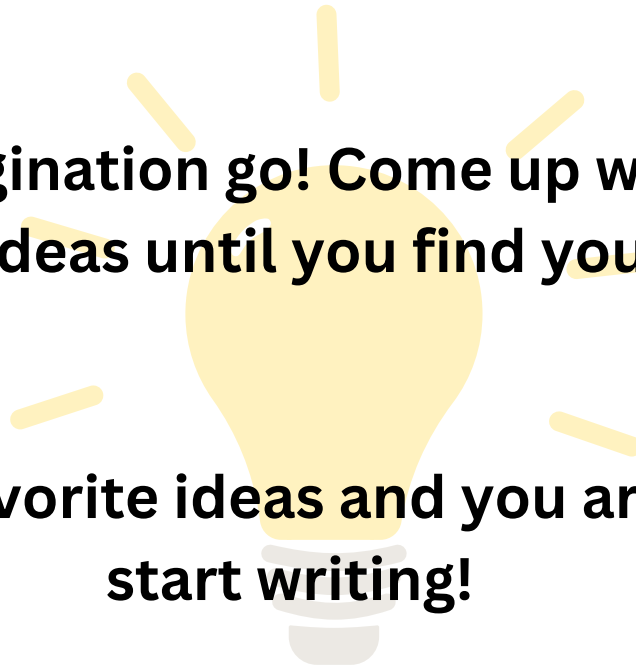


NOW IT'S YOUR TURN TO WRITE A STORY.

**Get ready to answer the 3 questions
by brainstorming first.**

**Let your imagination go! Come up with a bunch
of different ideas until you find your favorite.**

**Pick your favorite ideas and you are ready to
start writing!**



Brainstorm the BEGINNING



**WHAT DOES THE MAIN CHARACTER WANT?
HOW DO THEY FEEL?**

(Write some ideas below or draw a picture.)



Brainstorm the MIDDLE

WHAT GETS IN THEIR WAY?


Brainstorm the END




**HOW DO THE MAIN CHARACTERS CHANGE?
HOW DO THEY FEEL NOW?**

**Now that you've brainstormed some ideas.
It's time to write your story.**


Draw a picture for the beginning of your story.





Draw a picture for the middle of your story.
Use more pages or write on the back if you need to.

End



Draw a picture for the end of your story.

CONGRATULATIONS

**You did it.
You wrote a story and
drew the pictures.**

**You are an author and an illustrator
and a**

